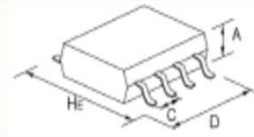


Package



Package Type	Pin Count	Package Name	Package Size(mm)			Pin Pitch(mm)
			He	D	A	C
Flat Lead Type	6	SON-6C	2.00	1.60	0.550	0.500
	6	SON-6F	1.80	1.60	0.550	0.500
Non-Lead Type	4	PLP-4-1228	2.85	1.25	0.600	-
	4	PLP-4E	2.85	1.25	0.500	-
	6	PLP-6G	4.10	2.10	0.500	-
	6	PLP-6J	2.00	1.40	0.480	-
	12	PLP-12A	4.00	2.90	0.600	0.400
	6	SSON-6J	1.40	1.40	0.550	0.500
	6	SSON-6M	1.40	1.40	0.550	0.500
	6	SSON-6N	3.60	1.80	0.650	-
	6	SSON-6U	1.80	1.40	0.400	0.500
	6	SSON-6V	1.80	1.40	0.400	0.500
	6	WLCSP-6D/6E/6F	0.83	1.26	0.360	0.400
	8	WLCSP-8C/8D/8G	0.92	1.51	0.360	0.400
	15	WLCSP-15A	1.46	2.61	0.625	0.500
Gullwing Type	20	VSOP-20A	6.00	8.66	1.500	0.635

Package

Package Name	Dimensional Drawing(mm)	Recommended Land Pattern(mm)
SON-6C	<p>Top view: 1.6±0.05, 6, 4, 1, 3, 0.5, (0.3)</p> <p>Side view: 0.13±0.05, 1.6±0.05, 2.0±0.1</p> <p>Bottom view: 0.55±0.05, 0.22±0.05, 0.1, 0.5</p>	<p>Land pattern dimensions: 0.30, 0.20, 0.70, 1.36, 2.06, 2.76, 0.5</p>
SON-6F	<p>Top view: 1.6±0.05, 6, 4, 1, 3, 0.5, (0.3)</p> <p>Side view: 0.13±0.05, 1.6±0.05, 1.8±0.1</p> <p>Bottom view: 0.55±0.05, 0.22±0.05, 0.1, 0.5</p>	<p>Land pattern dimensions: 0.30, 0.20, 0.52, 1.36, 1.88, 0.5</p>

Package

Package Name	Dimensional Drawing(mm)	Recommended Land Pattern(mm)
PLP-4-1228		
PLP-4E		

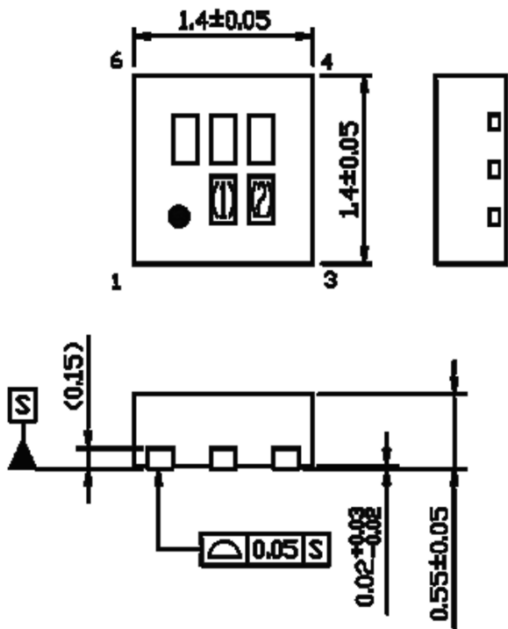
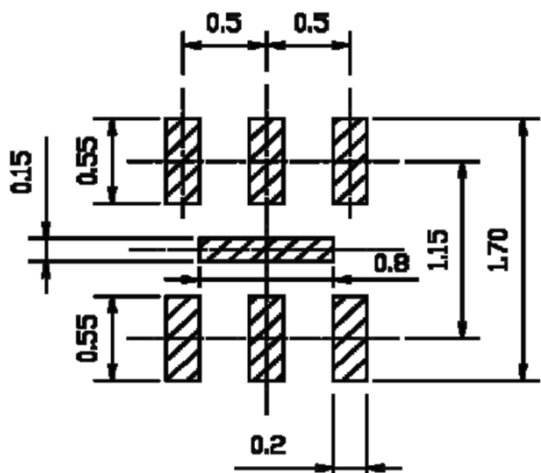
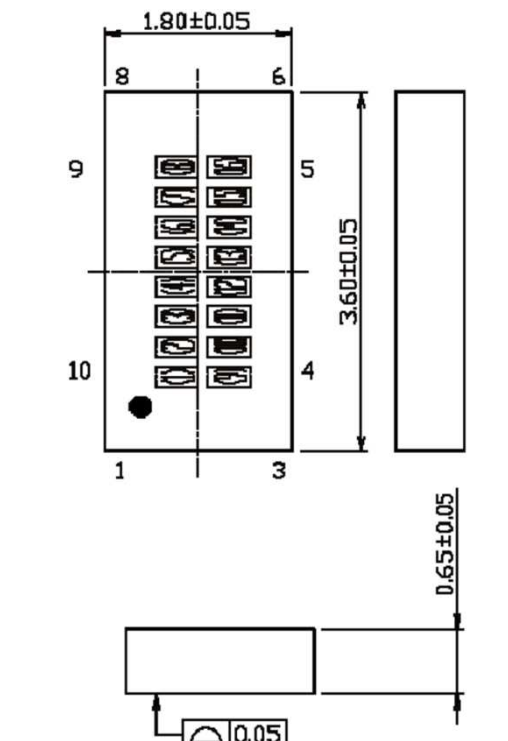
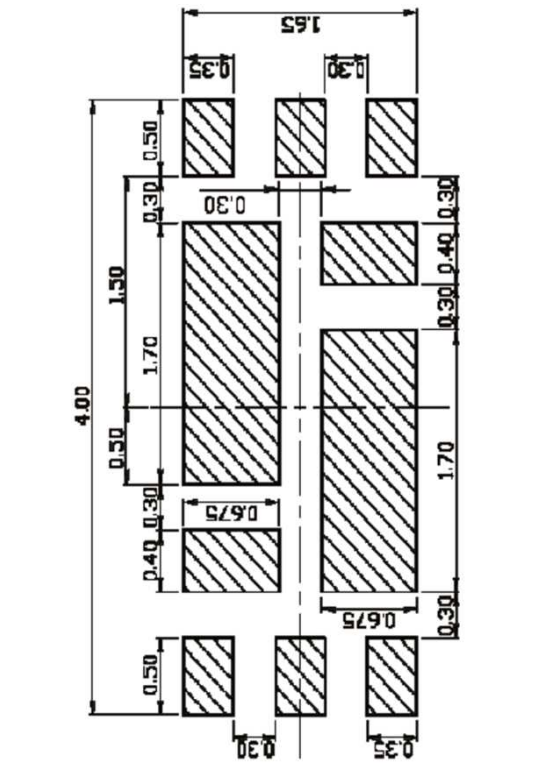
Package

Package Name	Dimensional Drawing(mm)	Recommended Land Pattern(mm)
PLP-6G		
PLP-6J		

Package

Package Name	Dimensional Drawing(mm)	Recommended Land Pattern(mm)
PLP-12A		
SSON-6J		

Package

Package Name	Dimensional Drawing(mm)	Recommended Land Pattern(mm)
SSON-6M	 <p>Top view shows a square package with dimensions 1.4 ± 0.05 mm. Pin locations are numbered 1, 2, 3, 4, 6. A detail view shows a surface finish of 0.05 S, a thickness of 0.02 ± 0.02 mm, and a lead height of 0.55 ± 0.05 mm.</p>	 <p>Land pattern diagram showing dimensions: 0.15, 0.55, 0.5, 0.5, 0.8, 1.15, 1.70, and 0.2.</p>
SSON-6N	 <p>Top view shows a rectangular package with dimensions 1.80 ± 0.05 mm and 3.60 ± 0.05 mm. Pin locations are numbered 1, 3, 4, 5, 6, 8, 9, 10. A detail view shows a surface finish of 0.05 S and a thickness of 0.65 ± 0.05 mm.</p>	 <p>Land pattern diagram showing dimensions: 1.65, 0.35, 0.35, 0.50, 0.30, 0.50, 0.30, 1.30, 1.50, 0.30, 0.40, 0.30, 0.30, 1.70, 0.30, 0.40, 0.30, 0.30, 0.35, 0.35, 0.30, and 0.30.</p>

Package

Package Name	Dimensional Drawing(mm)	Recommended Land Pattern(mm)
SSON-6U	<p>Top view dimensions: 1.40±0.05 (width), 1.80±0.05 (height). Pin positions are labeled 1, 3, 4, 6. A circular feature is shown in the bottom-left corner.</p> <p>Side view dimensions: 0.40MAX (height), 0.05 (width). A fillet is indicated on the bottom edge.</p>	<p>Land pattern dimensions: 0.30 (pitch), 0.20 (pitch), 1.10 (width), 0.65 (height), 1.36 (height), 1.88 (height), 2.40 (height), 0.50 (width), 0.50 (width).</p>
SSON-6V	<p>Top view dimensions: 1.40±0.05 (width), 1.80±0.05 (height). Pin positions are labeled 1, 3, 4, 6. A circular feature is shown in the bottom-left corner.</p> <p>Side view dimensions: 0.40MAX (height), 0.05 (width). A fillet is indicated on the bottom edge.</p>	<p>Land pattern dimensions: 0.30 (pitch), 0.20 (pitch), 1.10 (width), 0.65 (height), 1.36 (height), 1.88 (height), 2.40 (height), 0.50 (width), 0.50 (width).</p>

Package

Package Name	Dimensional Drawing(mm)	Recommended Land Pattern(mm)
<p>WLCSP-6D WLCSP-6E WLCSP-6F</p>		
<p>WLCSP-8C WLCSP-8D WLCSP-8G</p>		

Package

Package Name	Dimensional Drawing(mm)	Recommended Land Pattern(mm)
WLCSP-15A	<p>Top view dimensions: 2.61±0.03, 1.46±0.03. Pin pitch: 0.24±0.03. Pin diameter: 0.335±0.02. Maximum pin length: 0.625 MAX. Chamfer: 0.05 CZ.</p>	<p>Land pattern dimensions: 0.3 (pad diameter), 0.5 (pitch), 0.5 (pitch).</p>
VSOP-20A	<p>Top view dimensions: 8.66±0.3, 3.91±0.3. Pin pitch: 0.635. Lead thickness: 0.22±0.05. Lead length: 0.64+0.7-0.3. Lead width: 6.0±0.3. Chamfer: 0.1. Lead spacing: 0.25±0.1. Lead height: 0.15+0.15-0.10. Maximum lead length: 1.5 MAX. Total length: 1.63±0.3.</p>	<p>Land pattern dimensions: 5.40 (pitch), 1.50 (pad width), 0.635 (pitch), 0.33 (pad width).</p>