

HSD Right Angle Connector

CAM-K83 / R41-A799

MITSUMI

FEATURES

Model Name	CAM-K83
Part Number	R41-A799
Description	HSD 4+4 Connector, Right-Angle
Coding Direction	Normal



Materials	
Signal Pin	Copper Alloy
Power Pin	Copper Alloy
Housing	PA Resin
Shell	Zinc Alloy
Cover	PA Resin

External Dimensions	
Height	14.2 mm
Width	20.9 mm
Depth	28.0 mm
Outer Contact Length	2.3 mm

Applicable Standards
USCAR-2
DIN EN 60068-2

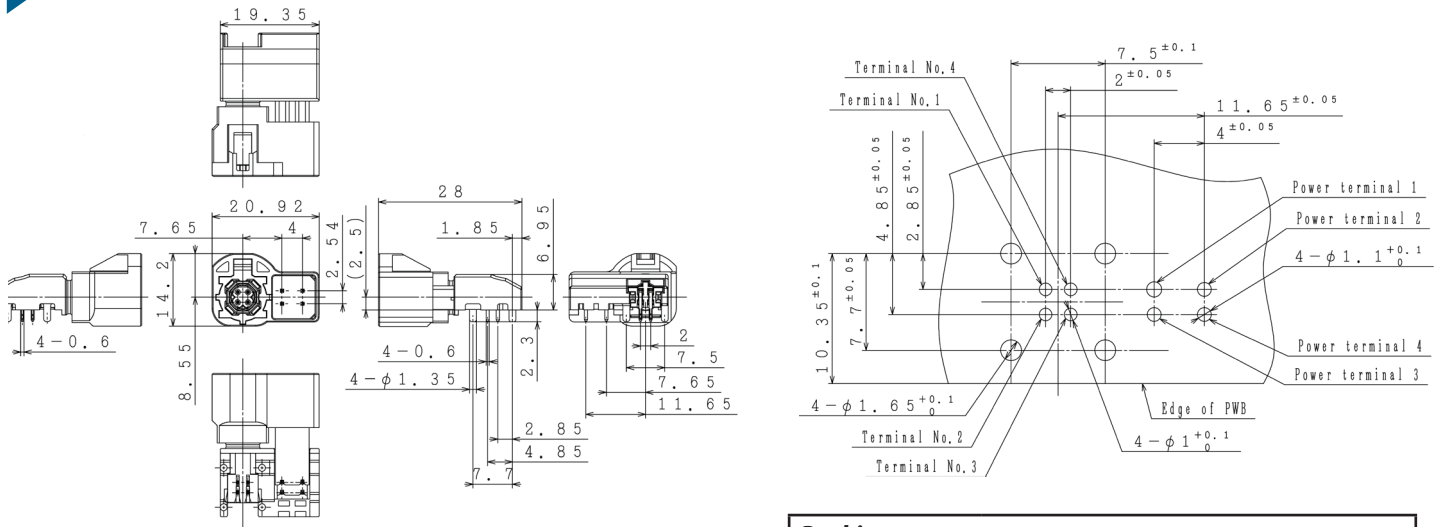
SPECIFICATIONS

Electrical Characteristics	
Impedance	100Ω
Frequency Range	DC to 2 GHz
Return Loss	≥ 20 dB up to 1 GHz; ≥ 17 dB up to 2 GHz
Insertion Loss	≤ 0.1 dB up to 2 GHz
Skew	≤ 5 ps
Near-end Crosstalk	≤ 30 dB (1GHz)
Far-end Crosstalk	≤ 35 dB (1GHz)
Insulation Resistance	≥ 1 x 10 ³ MΩ
Signal Contact Resistance	≤ 20 mΩ
Outer Contact Resistance	≤ 20 mΩ
Test Voltage	250 Vrms
Working Voltage	100 Vrms
Power Current	-
Signal Current	Max. DC 3A
Differential Shielding Effectiveness	≥ 75 dB up to 1 GHz; ≥ 65 dB up to 2 GHz

Mechanical Characteristics	
Mating Cycles	≥ 25
Engagement Force	≤ 60 N
Disengagement Force	≥ 5 N
Retention Force Latch	≥ 110 N

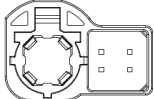
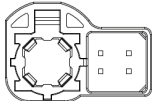
Environmental Conditions	
Temperature Range	-40 °C ~ 105 °C
Thermal Shock	DIN EN 60068-2-14
Temperature and Humidity	USCAR-2 Rev. 4 (5.6.2)
Vibration	DIN EN 60068-2-64
Mechanical Shock	DIN EN 60068-2-27
Maximum Soldering Temperature	255 °C
RoHS Compliant/Lead Free	Compliant

DIMENSIONS / FOOTPRINT / TERMINAL PINNING



Packing	
Weight/Unit	9.94 g
Reel	150 pcs/reel; 450 pcs(3 reels)/carton

ORDERING INFORMATION

HSD Coding				
Shape	Coding	Color	RAL. No.	Part Number
	A	Jet Black	9005	R41-A799A
	Z	Water Blue	5021	R41-A799Z