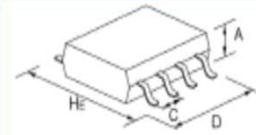


Package



Package Type	Pin Count	Package Name	Package Size(mm)			Pin Pitch(mm)
			He	D	A	C
Flat Lead Type	6	SON-6C	2.00	1.60	0.550	0.500
	6	SON-6F	1.80	1.60	0.550	0.500
Non-Lead Type	4	PLP-4-1228	2.85	1.25	0.600	-
	4	PLP-4E	2.85	1.25	0.500	-
	6	PLP-6G	4.10	2.10	0.500	-
	6	PLP-6J	2.00	1.40	0.480	-
	12	PLP-12A	4.00	2.90	0.600	0.400
	6	SSON-6J	1.40	1.40	0.550	0.500
	6	SSON-6M	1.40	1.40	0.550	0.500
	6	SSON-6N	3.60	1.80	0.650	-
	6	SSON-6U	1.80	1.40	0.400	0.500
	6	SSON-6V	1.80	1.40	0.400	0.500
	6	WLCSP-6D/6E/6F	0.83	1.26	0.360	0.400
	8	WLCSP-8C/8D/8G	0.92	1.51	0.360	0.400
	15	WLCSP-15A	1.46	2.61	0.625	0.500
Gullwing Type	20	VSOP-20A	6.00	8.66	1.500	0.635

Package

Package Name	Dimensional Drawing(mm)	Recommended Land Pattern(mm)
SON-6C	<p>Top view: 1.6±0.05, 6, 4, 1, 3, 0.5, (0.3)</p> <p>Side view: 0.13±0.05, 1.6±0.05, 2.0±0.1</p> <p>Bottom view: 0.55±0.05, 0.22±0.05, 0.1, 0.5</p>	<p>Land pattern dimensions: 0.30, 0.20, 0.70, 1.36, 2.06, 2.76, 0.5</p>
SON-6F	<p>Top view: 1.6±0.05, 6, 4, 1, 3, 0.5, (0.3)</p> <p>Side view: 0.13±0.05, 1.6±0.05, 1.8±0.1</p> <p>Bottom view: 0.55±0.05, 0.22±0.05, 0.1, 0.5</p>	<p>Land pattern dimensions: 0.30, 0.20, 0.52, 1.36, 1.88, 0.5</p>

Package

Package Name	Dimensional Drawing(mm)	Recommended Land Pattern(mm)
PLP-4-1228		
PLP-4E		

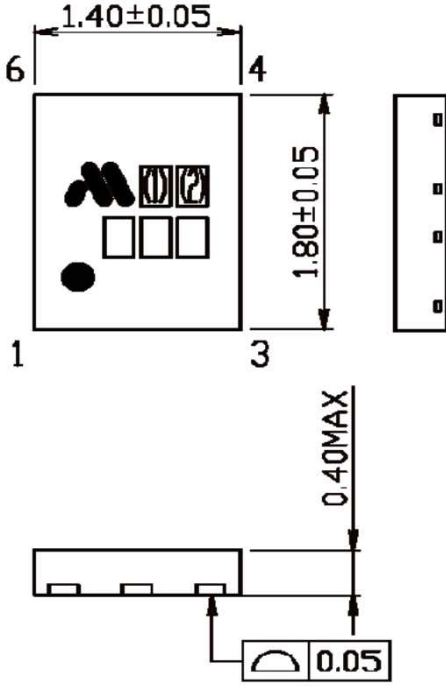
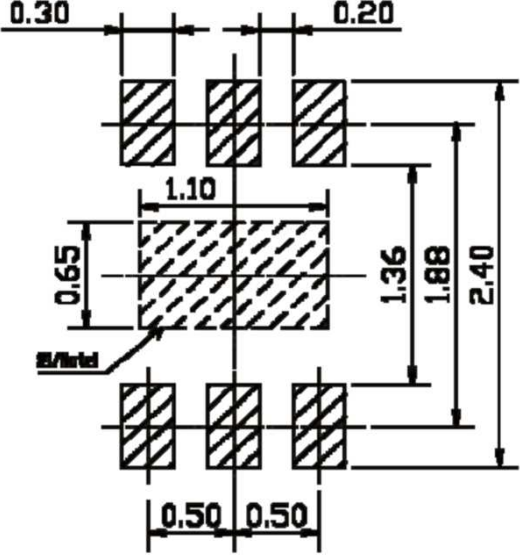
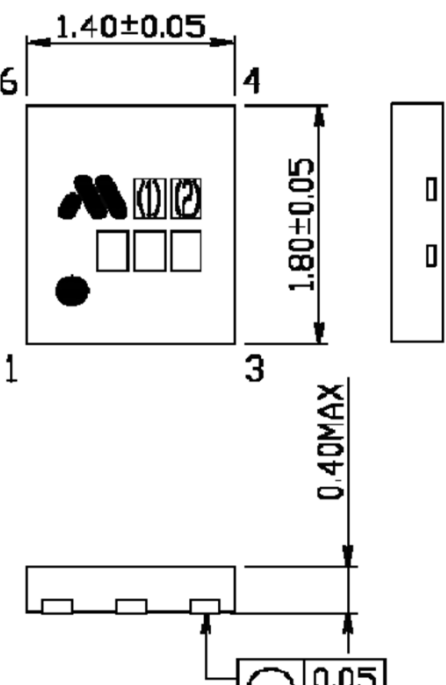
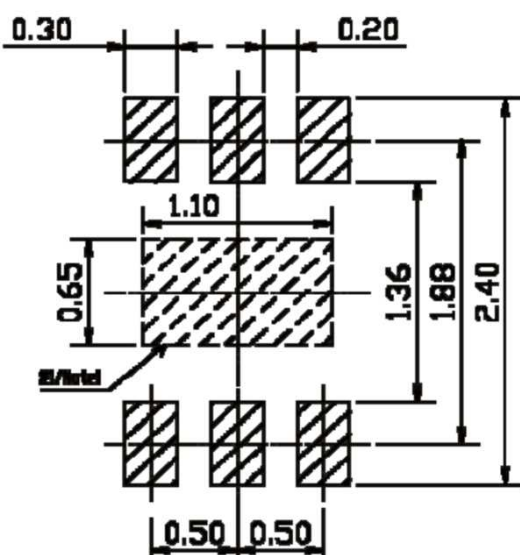
Package

Package Name	Dimensional Drawing(mm)	Recommended Land Pattern(mm)
PLP-6G		
PLP-6J		

Package

Package Name	Dimensional Drawing(mm)	Recommended Land Pattern(mm)
<p>PLP-12A</p>		
<p>SSON-6J</p>		

Package

Package Name	Dimensional Drawing(mm)	Recommended Land Pattern(mm)
SSON-6U	 <p>Dimensional drawing of the SSON-6U package. The main body is a rectangle with a width of 1.40 ± 0.05 mm and a height of 1.80 ± 0.05 mm. The top edge is labeled with pins 6, 4, and 3 from left to right. The bottom edge is labeled with pins 1 and 3 from left to right. The drawing shows a top view with a logo, a circular feature, and three rectangular features. A side view shows a height of 0.40 MAX and a width of 0.05 mm.</p>	 <p>Recommended land pattern for the SSON-6U package. The pattern shows three pins with a pitch of 0.30 mm and a pin width of 0.20 mm. The central pad has a width of 1.10 mm and a height of 0.65 mm. The total height of the pad area is 1.36 mm. The distance between the center of the pad and the center of the pins is 1.88 mm. The total width of the pad area is 2.40 mm. The distance between the center of the pad and the center of the pins is 0.50 mm.</p>
SSON-6V	 <p>Dimensional drawing of the SSON-6V package. The main body is a rectangle with a width of 1.40 ± 0.05 mm and a height of 1.80 ± 0.05 mm. The top edge is labeled with pins 6, 4, and 3 from left to right. The bottom edge is labeled with pins 1 and 3 from left to right. The drawing shows a top view with a logo, a circular feature, and three rectangular features. A side view shows a height of 0.40 MAX and a width of 0.05 mm.</p>	 <p>Recommended land pattern for the SSON-6V package. The pattern shows three pins with a pitch of 0.30 mm and a pin width of 0.20 mm. The central pad has a width of 1.10 mm and a height of 0.65 mm. The total height of the pad area is 1.36 mm. The distance between the center of the pad and the center of the pins is 1.88 mm. The total width of the pad area is 2.40 mm. The distance between the center of the pad and the center of the pins is 0.50 mm.</p>

Package

Package Name	Dimensional Drawing(mm)	Recommended Land Pattern(mm)
WLCSP-6D WLCSP-6E WLCSP-6F		
WLCSP-8C WLCSP-8D WLCSP-8G		

Package

Package Name	Dimensional Drawing(mm)	Recommended Land Pattern(mm)
WLCSP-15A	<p>Top view: 2.61±0.03, 1.46±0.03, pins 1-7, 0.335±0.02, 0.625 MAX.</p> <p>Side view: 0.24±0.03, 0.335±0.02, 0.625 MAX, 0.05 CZ.</p>	<p>Land pattern: 3x5 grid of circular pads. Pad diameter: 0.3. Pad-to-pad pitch: 0.5.</p>
VSOP-20A	<p>Top view: 8.66±0.3, 3.91±0.3, pins 1-10, 0.635.</p> <p>Side view: 0.22±0.05, 0.64+0.7-0.3, 6.0±0.3, 1.5 MAX, 0.1.</p> <p>Bottom view: 0.25±0.1, 0.15+0.15-0.10, 1.63±0.3.</p>	<p>Land pattern: 2x10 grid of rectangular pads. Pad length: 1.50. Pad width: 0.33. Pad-to-pad pitch: 0.635. Total length: 5.40.</p>